Low Noise Amplifier

ESD	ESD Sensitive Material
Max Input Power	+10dBm
Freq. Range	0.02 to 3 GHz
P / N	LA20M030-G20P10_A
Version	A

0.02 to 3GHz 10dBm LNA Technical Data Sheet LA20M030-G20P10_A

Features

- Design : Micropackaging
- Stainless Steel Connectors
- Output Power 10 dBm
- Low Noise Figure
- RoHS and REACH Compliant
- Low Input and Ouput VSWR

Electrical Specifications (Design : Micropackaging)

Description	Minimun	Typical	Maximum	Units	Condition
Freq. Range	0.02		3	GHz	
Max input Power			10	dBm	
Small Signal Gain	25			dB	
Gain Flatness			±2.0	dB	
Noise figure			2.5	dB	Test Temp. : +25℃
OIP3			-	dBm	-
Input VSWR			2.0		
Output VSWR			2.0		
Output Power	10			dBm	1dB compression point
DC Voltage		+15		Volts	
DC Current		200		mA	
Impedance		50		Ohms	
Operating Temp.	-40		+70	℃	Relative Humidity 5 to 95%
Additional Conditions					

: Electronic Specification Note : Values at 25deg , sea level. Test indicators will deteriorate at high and low temperature ;

#1 : ESD sensitive material , Transport material in approved ESD bags. Handle only in approved ESD workstation;

2 : The Output Port inhibit no-load.

Panda Microwave Limited Chengdu 646500 CHINA

Tel : 86-28-85686213 or 83172805

E-mail : info@pandamw.com Https://pandamw.com

Mechanical Specifications

Description	Specification	Note
Cavity Material		
ESD	ESD Sensitive Material	
Dimension L*W*H	40*25*12 mm	
Input Connector	SMA-Female	Stainless Steel
Output Connectors	SMA-Female	Stainless Steel
Weight	30 g	
Finishing	Nickel Plated	
Environment	✗	Indoor
RoHS and REACH Compliant	✓	

Outline Drawing

Dimensions are in mm [Inches]

Tolerances : Outline drawing: ±0.2 [0.008],

Hole: ±0.2 [0.008]

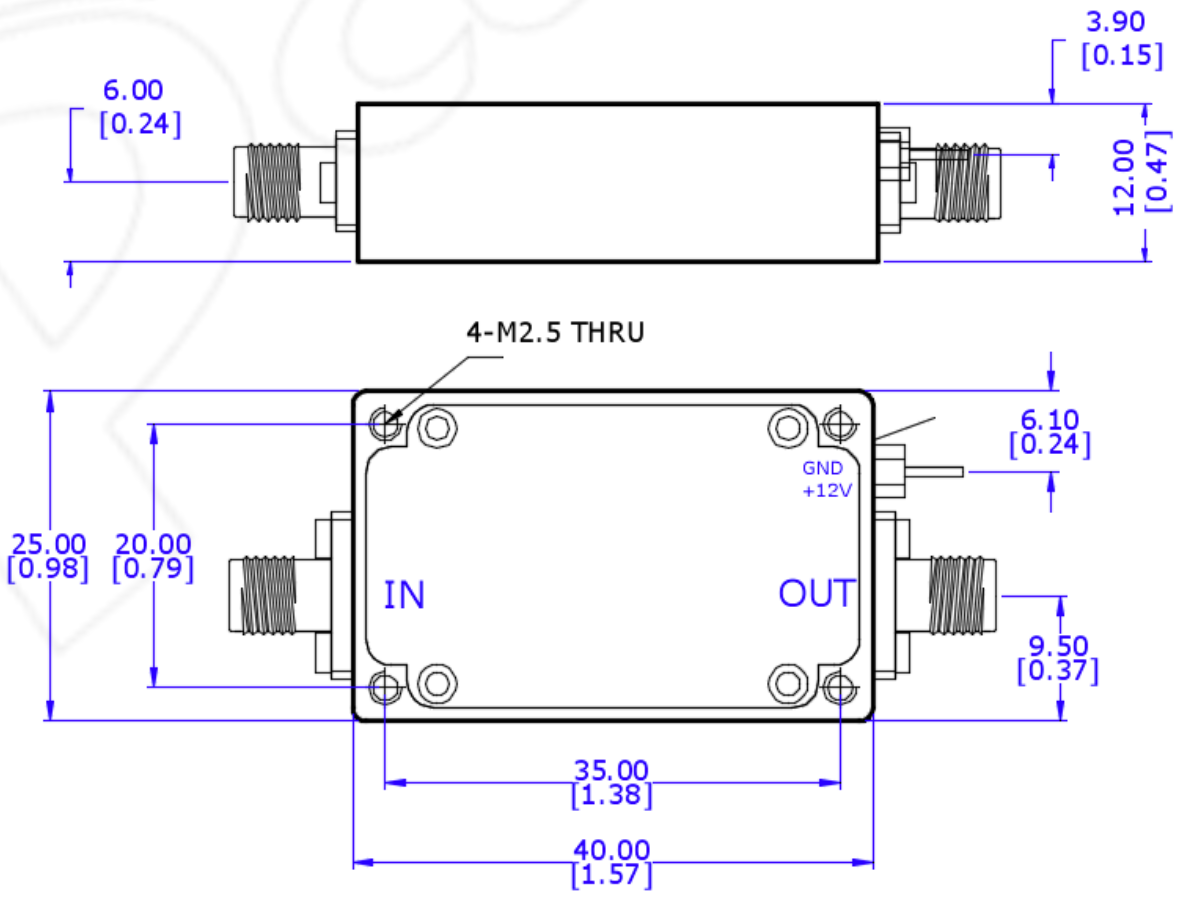

Test Curve

Test Freq. Range	0.02 to 3 GHz
Test Temperature	+25 ℃
P / N	LA20M030-G20P10_A

0.02 to 3GHz 10dBm LNA

Small Signal Gain

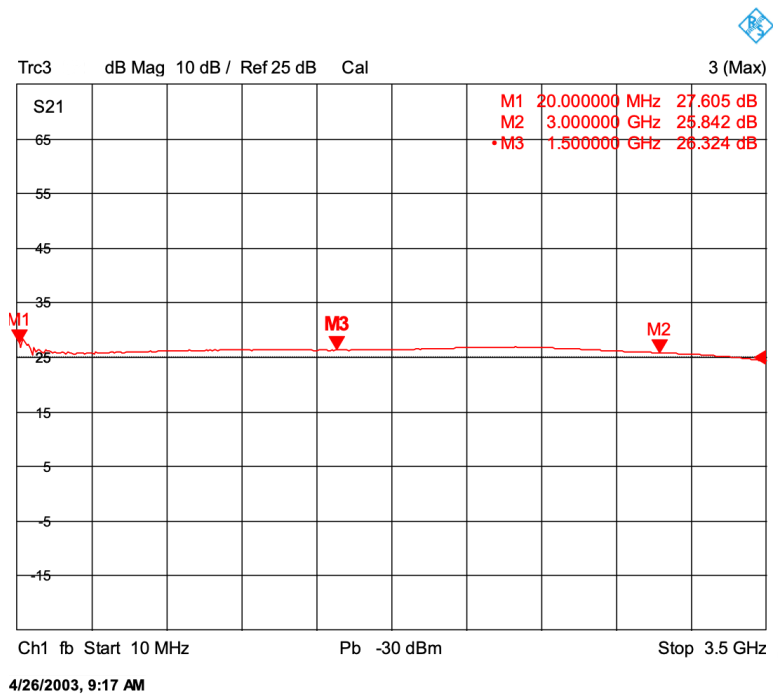

Noise figure

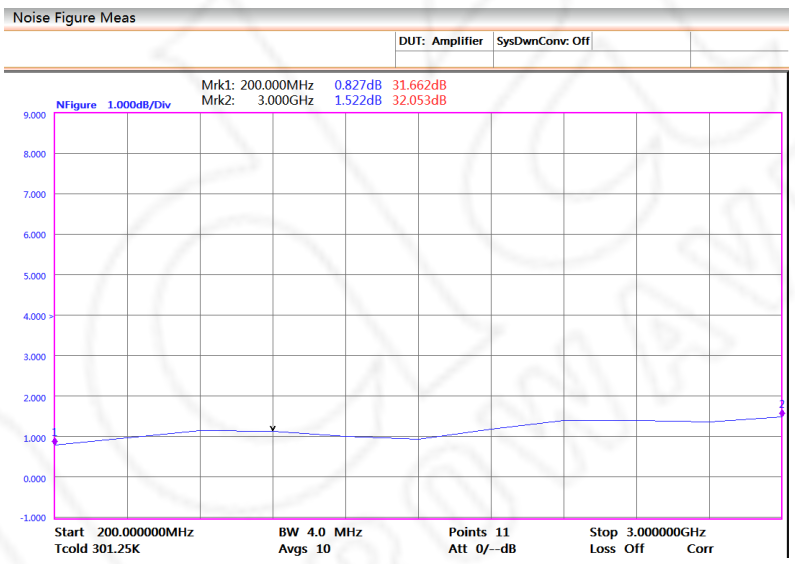

Input VSWR

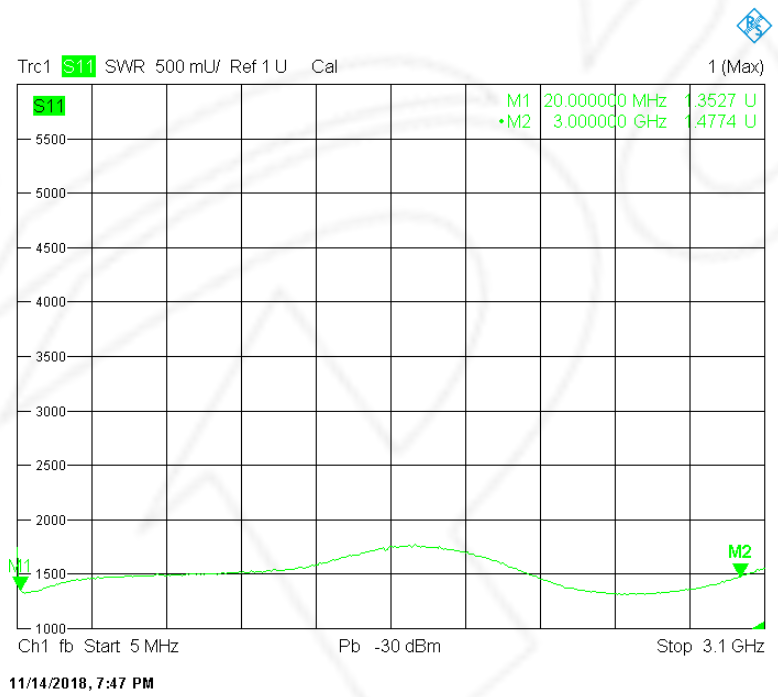

Output VSWR

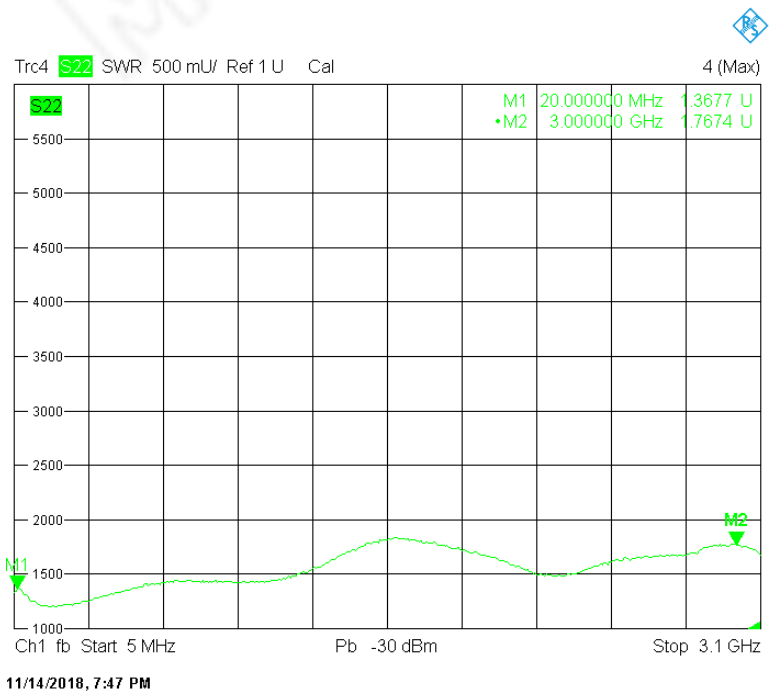
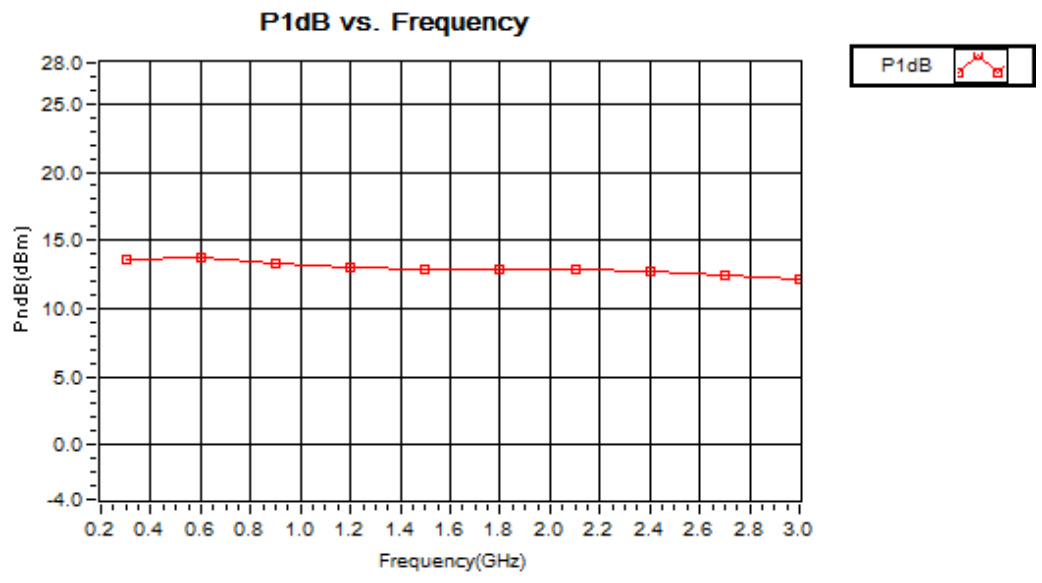
Output Power